



February/15

FINSOLNET AGGRESSIVE FUND

ABOUT THE PORTFOLIO

The Finsolnet Aggressive Portfolio is a medium to high risk balanced portfolio that aims to deliver superior real returns over the medium to longer term with a strong focus on active management.

The portfolio is managed on a multi-manager basis and includes international exposure. The strategic allocation to various asset classes is set out below. Each manager appointed within a particular asset class has been selected on the basis of rigorous quantitative and qualitative analysis.

The underlying managers have been selected, mandated, monitored and reviewed by Amadwala Asset Consulting on behalf of their clients.

The portfolio is offered on a pooled and unitised basis on the Sygnia Life license.

PERFORMANCE SUMMARY

Month	12 Months	Since Inception	Large Manager Median (12 Months)
3.3%	18.9%	18.9%	15.0%

PERFORMANCE COMMENTARY

Statesmanship was the game in town as German Chancellor Angela Merkel and French President Francois Hollande brokered a ceasefire between Russia and the Ukraine, and averted an imminent Greek tragedy. Stock markets reacted well to what may well be only temporary Band-Aid resolutions.

The US released a disappointing Q4 2014 GDP growth figure of an annualised 2.6%, bringing overall 2014 growth to 2.4%. Any slowdown is expected to be temporary given the enormous tail-wind provided by lower oil prices. China started 2015 on a weak note with the official manufacturing PMI contracting and inflation slowing to 0.8% year-on-year. The eurozone surprised with Q4 growth of 0.3% after Germany expanded at double the expected rate. The numbers were less rosy for the rest of the eurozone. Annual inflation in January hit a negative 0.6%.

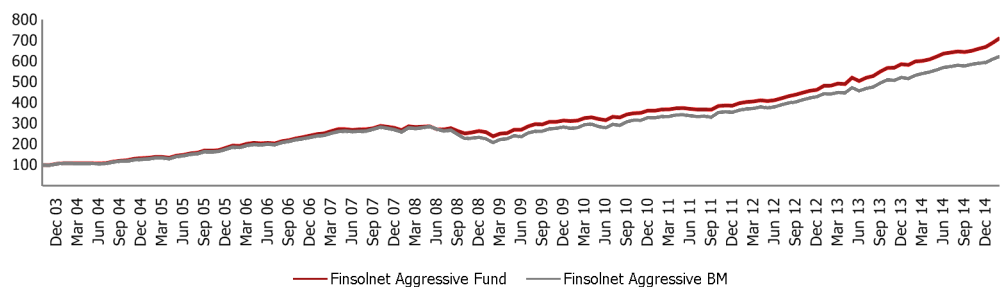
The markets remained volatile as Greece tried to negotiate its way out of complying with austerity measures imposed in exchange for its €240 billion bail-out in 2010. Agreement was finally reached on a four month delay, heading off an imminent default.

The oil price rallied to above US\$60 a barrel on supply disruptions in Libya and Iraq. The gold price fell to US\$1 200 an ounce on news that Greece had secured a rescue deal.

South Africa's data releases pointed to a subdued economy. Q4 2014 GDP growth came in at an annualised 4.1%, bringing overall 2014 growth to a meager 1.5%. 2015 is not looking much different, with tax increases, electricity rate hikes and rolling blackouts on the horizon. The CPI slowed to 4.4% year-on-year in January. The 2015/16 budget was rated as conservative enough to avoid credit rating downgrades. Inflation is forecast to average 4.5% in 2015 and growth 2.0%.

The FTSE/JSE All Share Index returned 4.1%, driven by the Resources sector which delivered a massive 8.7%. The FTSE/JSE SA Listed Property Index rose by 3.2%. The BESA All Bond Index fell by 2.8% on foreign selling, while the Rand remained largely flat for the month against the US dollar.

CUMULATIVE RETURNS



HISTORICAL PERFORMANCE

	Jan	Feb	Mar	Apr	May	Jun	Jul	Aug	Sep	Oct	Nov	Dec	Year
2011	-0.2%	1.6%	0.1%	1.4%	0.4%	-1.1%	-0.8%	0.0%	-0.4%	4.9%	0.7%	-0.2%	6.5%
2012	3.1%	1.4%	0.6%	1.3%	-0.9%	1.1%	2.2%	2.4%	1.7%	2.2%	2.0%	1.0%	19.8%
2013	4.2%	0.2%	2.1%	-0.5%	6.3%	-3.1%	3.1%	1.6%	4.0%	3.2%	0.2%	3.0%	26.7%
2014	-0.6%	2.9%	0.4%	1.2%	2.2%	2.4%	0.8%	0.8%	-0.4%	0.9%	1.5%	1.3%	14.2%
2015	3.0%	3.3%											6.4%

Disclaimer Sygnia Life Limited: The information and commentary contained in this document is of a general nature and is not intended to address the circumstances of a particular individual or entity. Whilst reasonable care was taken in ensuring that the information is accurate, Sygnia Life Limited does not warrant its accuracy, correctness or completeness and accepts no liability in respect of any damages and/or loss suffered as a result of reliance on the information in this document. No one should act on the information contained in this document without having obtained appropriate and professional investment, legal, tax and such other relevant advice as may be required in each instance. Sygnia Life Limited is a licensed financial services provider (FSP 2935): 7th Floor, the Foundry, Cardiff Street, Green Point, 8001 Tel: (021) 446 4940/Fax: (021) 446 4950



FUND SUMMARY

Inception (back dated):	01-Nov-03	
Inception (actual):	12-Nov-09	
Number of Months	64	
	FUND	LMM
Sharpe Ratio	0.86	0.70
Sortino Ratio	1.33	1.01

RISK ANALYSIS

	FUND	LMM
% Positive Months	72.1%	71.3%
% Negative Months	27.9%	28.7%
Best Month	7.4%	7.3%
Worst Month	-7.7%	-7.7%
Avg Negative Return	-1.5%	-1.7%
Maximum Drawdown	-17.4%	-23.8%
Standard Deviation	9.1%	9.4%
Downside Deviation	5.9%	6.5%

CORRELATIONS

	FUND	LMM
FTSE/JSE All Share Index	0.93	0.93
BESA All Bond Index	0.20	0.19

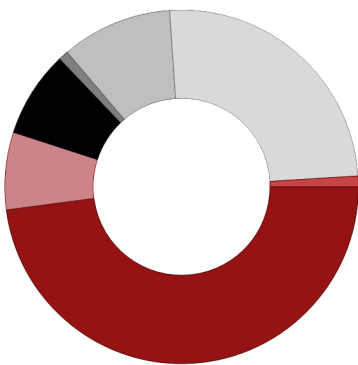
LMM = Global Large Manager Median

MARKET STRESS MONTHS

	FUND	ALSI
July 2008	-0.4%	-8.7%
September 2008	-5.1%	-13.2%
October 2008	-4.3%	-11.6%
February 2009	-7.7%	-9.9%

Proforma performance numbers for periods prior to inception of the portfolio are based on actual performance of the underlying building blocks used in the portfolio. These risk and return numbers are shown to aid in the understanding of potential future performance and risk characteristics of the product.

ASSET ALLOCATION



- Domestic Equities - 47.9%
- Domestic Property - 7.1%
- Domestic Bonds - 7.9%
- Domestic Money Market - 0.9%
- Domestic Alternatives - 10.1%
- International - 25.1%
- Africa - 1.0%

PERFORMANCE ANALYSIS

PERFORMANCE	FUND	BM	DIFFERENCE
Calendar Years			
2009	19.0%	21.3%	-2.3%
2010	15.3%	15.9%	-0.6%
2011	6.5%	7.8%	-1.3%
2012	19.8%	21.2%	-1.5%
2013	26.7%	21.6%	5.2%
2014	14.2%	13.8%	0.4%

Periodic Performance

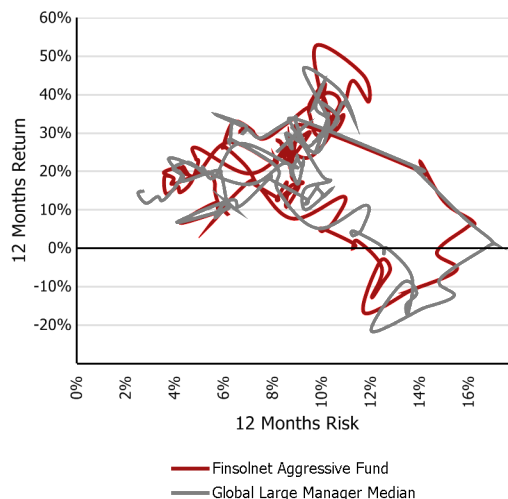
	FUND	BM	DIFFERENCE
1 month	3.3%	2.2%	1.1%
3 month	7.9%	5.6%	2.3%
6 month	10.0%	7.4%	2.6%
Year to date	6.4%	5.0%	1.4%
1 year	18.9%	17.2%	1.7%
2 year	21.5%	18.8%	2.7%
3 year	20.8%	19.0%	1.8%
5 year	17.8%	17.4%	0.4%

FUND SENSITIVITY TO EQUITY MARKET



This scatterplot indicates the extent to which fund returns are correlated with those of the equity market.

12 MONTHS RISK/RETURN SNAIL TRAIL



FOR MORE INFORMATION CONTACT:

Sygnia Life Limited

7th Floor | The Foundry | Cardiff Street | Green Point | 8001

Tel | +27 21 446 4940 Fax | +27 21 446 4950

Unit 40 | 6th Floor | Katherine & West Building | West Street | Sandton | 2196

Tel | +27 10 595-0550 Fax | +27 86 206-5173 E-mail | info@sygnia.co.za

